



 **LAMINAR**  
Vitrified Tiles



**Decorosa**  
COLLECTION

**ETERNA** | **ALF** 



**100% GLAZED VITRIFIED TILES**  
600x1200mm



# 6 UNIQUE DESIGNS



# 3+ COLORS IN EACH DESIGN





**3** SURFACES  
IN EACH COLOR

## ETERNA

At Laminar, we strive to create surfaces that amaze. The Eterna Surface does just that. It is extra hard with better resistance to wear & tear resistant making it perfect for high-traffic areas. This revolutionary surface helps designers elevate busy spaces without being limited by full body designs.



ALF Surfaces by Laminar are a marvel of advanced engineering, crafted using the latest polishing technology with special chemicals. The result - exceptional flatness and unparalleled transparency. ALF unlocks a new dimension in surface design where every color is more vibrant, and every pattern is stunningly real.

## Velvétto Matt

A soft surface with velvet touch and a higher gloss value that serves as a bridge between Eterna and ALF. With unique textures, this surface will highlight your space without being over the top.

**6 UNIQUE DESIGNS**  
**3+ COLORS IN EACH DESIGN**  
**3 SURFACES IN EACH COLOR**  
**ENDLESS POSSIBILITIES**







WEAR & TEAR PROOF



SCRATCH RESISTANT



ANTI-SKID

# INTRODUCING THE

# ETERNA SURFACE

## A Resilient Surface to Tackle Demands of High-Traffic Areas

The Eterna Surface marks a leap forward in ceramic innovation, combining advanced durability with refined aesthetics. With a Moh's hardness above 8, it resists scratches from nearly all common materials, from abrasive sand to pedestrian traffic. Its exceptional abrasion resistance—8 times that of a Class V surface—ensures long-lasting performance in high-traffic areas. Designed to balance strength and style, Eterna's low-gloss matte finish enhances design clarity, making it the ultimate choice for spaces that demand both resilience and sophistication.



## EXCEPTIONALLY LONG-LASTING

8x more abrasion-resistant than PEI Class V, enduring 100,000 rotations of the abrasion wheel as compared to 12,000 rotations required for Class V tiles.



## ULTIMATE SCRATCH RESISTANCE

This doesn't seem relevant Eterna resists scratches from most everyday materials, ensuring long-term durability in high-traffic areas.



## ANTI-SKID PERFORMANCE

Engineered with micro-granules and a reinforced surface, Eterna achieves an R10+ anti-skid rating, making it a reliable choice for both indoor and outdoor applications.



## HASSLE FREE CLEANING & MAINTENANCE

The non-porous, stain-resistant surface repels dirt and liquids, ensuring effortless upkeep and a consistently pristine look.



## PURE DESIGN, MINIMAL REFLECTION

With its matte finish, Eterna enhances pattern clarity and texture definition without unwanted reflections.



## REFINED LOOK & FEEL

An unique micro-textured surface adds a subtle depth, delivering a tactile experience reminiscent of fine leather.





## INTRODUCING THE **DECOROSA** COLLECTION

06

UNIQUE  
DESIGNS

03

SURFACES  
ETERNA  
ALF  
VELVETTO MATT






01

SIZE  
600x1200mm  
  
THICKNESS  
8.5mm

### APPLICATIONS

-   
High-Traffic  
Spaces
-   
Bathroom  
Wall
-   
Bathroom  
Floor
-   
Kitchen  
Floor
-   
Balcony &  
Terrace
-   
Decorative  
Wall
-   
Residential  
Floor
-   
Commercial  
Space
-   
Façade

### FEATURES

-   
Wear & Tear  
Proof
-   
Scratch  
Resistant
-   
Anti-Skid
-   
Stain  
Resistant
-   
Minimal  
Maintenance
-   
Brilliant  
Shine



## DECOROSA COLLECTION STORY

The Decorosa Collection is designed for architects, interior designers, and homeowners, offering a seamless blend of functionality and aesthetics. Designed to achieve the right balance between tones, while delivering a unique textural experience, this collection provides a harmony of hues and versatile surfaces options to complement any interior.

With six design series and multiple color choices, Decorosa ensures effortless coordination of hues and aesthetics. Each color is available in three advanced surface finishes, designed to work together:


**Eterna Surface** – A matte finish engineered for durability, featuring superior scratch resistance and anti-skid properties, making it ideal for high-traffic areas.

**ALF Surface** – A high-gloss finish designed for brilliance, enhancing luxurious interiors and statement walls.

**Velvétto Matt** – A soft surface with higher gloss value than classic matte, adding depth and sophistication through texture.

This Collection offers endless possibilities, to create your dream aesthetic with flawless, high-performance surfaces.

*Decorosa*  
COLLECTION











Decor: AUTUMN LEAF - VELVETTO MATT (TERRACOTTA PUNCH)  
Wall: AUTUMN LEAF - ALF | Floor: AUTUMN LEAF - ETERNA





AUTUMN STONE  
600x1200mm | Velvétto Matt



AUTUMN STONE  
600x1200mm | Eterna



AUTUMN STONE  
600x1200mm | ALF



AUTUMN SKY  
600x1200mm | Velvétto Matt



AUTUMN SKY  
600x1200mm | Eterna



AUTUMN SKY  
600x1200mm | ALF






AUTUMN LEAF  
600x1200mm | Velvétto Matt




AUTUMN LEAF  
600x1200mm | Eterna



AUTUMN LEAF  
600x1200mm | ALF



AUTUMN MUD  
600x1200mm | Velvétto Matt



AUTUMN MUD  
600x1200mm | Eterna



AUTUMN MUD  
600x1200mm | ALF









Decor: **CHALK PEACH - VELVETTO MATT (FURROW PUNCH)**  
Wall: **CHALK PEACH - ALF** | Floor: **CHALK PEACH - ETERNA**





CHALK BEIGE  
600x1200mm | Velvétto Matt



CHALK BEIGE  
600x1200mm | Eterna



CHALK BEIGE  
600x1200mm | ALF



CHALK PEACH  
600x1200mm | Velvétto Matt



CHALK PEACH  
600x1200mm | Eterna




CHALK PEACH  
600x1200mm | ALF






CHALK DOVE  
600x1200mm | Velvétto Matt




CHALK DOVE  
600x1200mm | Eterna



CHALK DOVE  
600x1200mm | ALF



CHALK GRISS  
600x1200mm | Velvétto Matt



CHALK GRISS  
600x1200mm | Eterna



CHALK GRISS  
600x1200mm | ALF







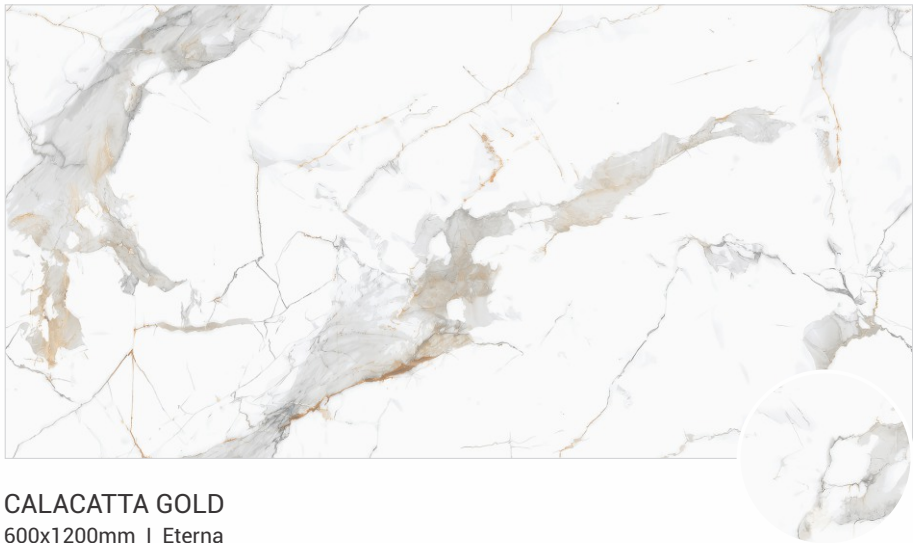


Decor: **CALACATTA GOLD - VELVETTO MATT (CARVE PUNCH)**  
Wall: **CALACATTA GOLD - ETERNA** | Floor: **CALACATTA GOLD - ALF**





CALACATTA GOLD  
600x1200mm | Velvétto Matt



CALACATTA GOLD  
600x1200mm | Eterna



CALACATTA GOLD  
600x1200mm | ALF




Wall: CALACATTA GOLD - VELVÉTTO MATT (CARVE PUNCH)






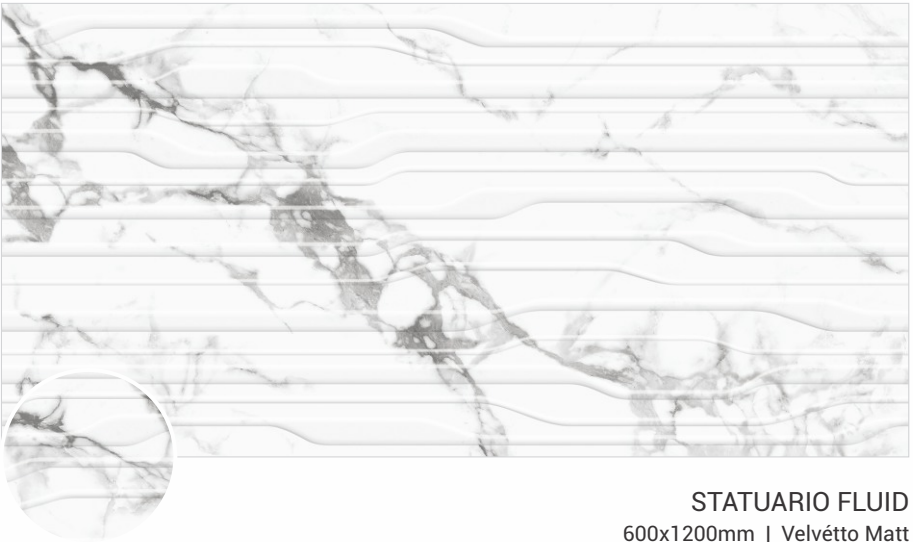
CARRARA PEARL  
600x1200mm | Velvétto Matt




CARRARA PEARL  
600x1200mm | Eterna



CARRARA PEARL  
600x1200mm | ALF



STATUARIO FLUID  
600x1200mm | Velvétto Matt



STATUARIO FLUID  
600x1200mm | Eterna



STATUARIO FLUID  
600x1200mm | ALF





EMPRO COCOA

EMPRO COFFEE

EMPRO SILVER


EMPRO GREY






Decor: **EMPRO GREY - VELVETTO MATT (FLUTE PUNCH)**  
Wall: **EMPRO GREY - ETERNA** | Floor: **EMPRO GREY - ALF**






EMPRO COCOA  
600x1200mm | Velvétto Matt



EMPRO COCOA  
600x1200mm | Eterna



EMPRO COCOA  
600x1200mm | ALF



EMPRO COFFEE  
600x1200mm | Velvétto Matt



EMPRO COFFEE  
600x1200mm | Eterna




EMPRO COFFEE  
600x1200mm | ALF







EMPRO SILVER  
600x1200mm | Velvétto Matt




EMPRO SILVER  
600x1200mm | Eterna




EMPRO SILVER  
600x1200mm | ALF



EMPRO GREY  
600x1200mm | Velvétto Matt





EMPRO GREY  
600x1200mm | Eterna



EMPRO GREY  
600x1200mm | ALF










Decor: **RUSTED IRON - VELVETTO MATT (TERRACOTTA PUNCH)**  
Wall: **RUSTED IRON - ALF & ETERNA** | Floor: **RUSTED IRON - ETERNA**





RUSTED MERCURY  
600x1200mm | Velvétto Matt



RUSTED MERCURY  
600x1200mm | Eterna



RUSTED MERCURY  
600x1200mm | ALF



RUSTED QUARTZ  
600x1200mm | Velvétto Matt



RUSTED QUARTZ  
600x1200mm | Eterna



RUSTED QUARTZ  
600x1200mm | ALF





RUSTED IRON  
600x1200mm | Velvétto Matt



RUSTED IRON  
600x1200mm | Eterna



RUSTED IRON  
600x1200mm | ALF



RUSTED STEEL  
600x1200mm | Velvétto Matt



RUSTED STEEL  
600x1200mm | Eterna



RUSTED STEEL  
600x1200mm | ALF









Decor: **THUNDER BLACK - VELVETTO MATT (FURROW PUNCH)**  
Wall: **THUNDER BLACK - ALF** | Floor: **THUNDER SILVER - ALF**

Thunder Series






THUNDER SILVER  
600x1200mm | Velvétto Matt




THUNDER SILVER  
600x1200mm | Eterna




THUNDER SILVER  
600x1200mm | ALF



THUNDER GRIS  
600x1200mm | Velvétto Matt






THUNDER GRIS  
600x1200mm | Eterna



THUNDER GRIS  
600x1200mm | ALF





Decor: THUNDER BLACK - VELVÉTTO MATT (FURROW PUNCH)



TECHNICAL SPECIFICATIONS

DECOROSA ( VELVETTO MATT, ETERNA, ALF )

CHARACTERISTICS		UNITS	STANDARD AS PER ISO 13006:2018/ EN14411 Gr.Bla	STANDARD AS PER IS 15622:2017 Gr.Bla	MEAN VALUE OF LAMINAR	TESTING METHODS
REGULATORY PROPERTIES						
Deviation in Length and Width		mm	± 0.30% (±1.0mm)	± 0.10%	± 0.10%	ISO-10545-2/IS13630-1
Deviation in Thickness		mm	± 5.0% (±0.5mm)	± 5.0%	± 5.0%	ISO-10545-2/IS13630-1
Straightness in Side		mm	± 0.30% (±0.8mm)	± 0.10%	± 0.10%	ISO-10545-2/IS13630-1
Rectangularity		mm	± 0.30% (±1.5mm)	± 0.10%	± 0.10%	ISO-10545-2/IS13630-1
Surface Flatness Central Curvature		mm	± 0.40% (±1.8mm)	± 0.50%	± 0.20%	ISO-10545-2/IS13630-1
Surface Flatness Edge Curvature		mm	± 0.40% (±1.8mm)	± 0.50%	± 0.20%	ISO-10545-2/IS13630-1
Surface Flatness Edge Warpage		mm	± 0.40% (±1.8mm)	± 0.50%	± 0.10%	ISO-10545-2/IS13630-1
Surface Quality		-	95% defect free	95% defect free	95% defect free	ISO-10545-2/IS13630-1
Glossiness	ALF	-	As per Manufacturer	As per Manufacturer	> 98°	GLOSS METER 60°
	Velvétto Matt	-	As per Manufacturer	As per Manufacturer	> 22°	GLOSS METER 60°
	Eterna	-	As per Manufacturer	As per Manufacturer	< 6°	GLOSS METER 60°
STRUCTURAL PROPERTIES						
Water Absorption		%	Ev≤ 0.5%	Ev≤ 0.08%	Ev≤ 0.08%	ISO-10545-3/IS13630-2
Bulk Density		Gm/Cc	2.2 Min	2.2	> 2.25	ISO-10545-3/IS13630-2
MECHANICAL PROPERTIES						
Modulus of Rupture		N/mm²	Min 35.0 N/mm²	Min 35.0 N/mm²	Min 38.0 N/mm²	ISO-10545- 4/IS13630-6
Breaking Strength - 8.5mm		N	Min 1300.0 N	Min 1300.0 N	Min 1700.0 N	ISO-10545- 4/IS13630-6
SURFACE MECHANICAL PROPERTIES						
MOH'S Hardness #	ALF	-	As per Manufacturer	As per Manufacturer	Min. 4 / Max 5	BS EN 15771/IS13630-13
	Velvétto Matt	-	As per Manufacturer	As per Manufacturer	Min. 4 / Max 5	
	Eterna	-	As per Manufacturer	As per Manufacturer	> 8	
PEI Rating for Abrasion Resistance	ALF	Class	As per Manufacturer	As per Manufacturer	Min Class II - Max Class III	ISO-10545-7/IS13630-11
	Velvétto Matt	Class	As per Manufacturer	As per Manufacturer	Class III (Passed)	
	Eterna	Class	As per Manufacturer	As per Manufacturer	Class V (Exceeded Std. by 8X)	
THERMAL HYDROMETRIC PROPERTIES						
Moisture Expansion		mm/m	Max 0.06% (0.6mm/m)	Max 0.02mm/m	Max 0.02mm/m	ISO-10545-10/IS13630-3
Thermal Expansion (COE) at 100°C		x10 <sup>-6</sup>	As per Manufacturer	Max 6x10 <sup>-6</sup>	Max 6x10 <sup>-6</sup>	ISO-10545-8/IS13630-4
Thermal Shock Resistance		Cycles	Min 10 Cycles	Min 10 Cycles	Min 10 Cycles	ISO-10545-9/IS13630-5
Impact Resistance (COR) #		-	Min 0.55	Min 0.55	Min 0.6	ISO-10545-5/IS13630-14
Crazing Resistance		-	As per Manufacturer	4 - Cycles	5 - Cycles	ISO-10545-11/IS13630-9
Frost Resistance		-	As per Manufacturer	As per Manufacturer	Frost Resistance	ISO-10545-12/IS13630-10
CHEMICAL PROPERTIES						
Resistance of staining glazed		Class	Min Class 3	Min Class 1	Min Class - 3 / Min Class - 1	ISO-10545-14/IS13630-8
Resistance house hold chemical & swimming pool salts glazed		Class	Min Class GB	Min Class AA	Min Class GB / Min Class AA	ISO-10545-13/IS13630-8
Resistance to low concentration acids and alkali acids		Class	As per Manufacturer	As per Manufacturer	Min Class GLB* / Min Class AA*	ISO-10545-13/IS13630-8
Resistance to high concentrate acids and alkalis acids		Class	As per Manufacturer	As per Manufacturer	Min Class GHB*/ Min Class B*	ISO-10545-13/IS13630-8
SAFETY PROPERTIES						
Skid Resistance - (DCOF - WET Pendulum)#	ALF	-	As per Manufacturer	As per Manufacturer	< 0.20	ISO 10545-17
	Velvétto Matt	-	As per Manufacturer	As per Manufacturer	-	
	Eterna	-	As per Manufacturer	As per Manufacturer	> 0.40	

\* Excepts Hydrofluoric Acid and Its Compounds."  
# For Floor Tiles: As per Customer Requirements.



PACKING DETAILS

Size	Thickness	Pcs / Box	Coverage Area
600x1200mm	8.5mm	2 pcs	1.44 Square meter





**Corporate Office:**

Lumbini Ceramics Limited  
4th Floor, Lal Durbar One, Narayanhiti Path,  
Durbar Marg, Kathmandu, Nepal.  
Google Plus Code: P87C+99 Kathmandu

**Laminar Experience Centre:**

1st Floor, Uttar Dhoka Road, Kathmandu, Nepal.  
Google Plus Code: P89F+2MQ Kathmandu

**Factory & Laminar Exhibition Centre:**

Gulariya Nagarpalika-8, Bardiya, Nepal.  
Google Plus Code: 59Q3+9V Bardia

Customer Care No.: +977 98023 64639  
[info@laminartiles.com](mailto:info@laminartiles.com)  
[www.laminartiles.com](http://www.laminartiles.com)

Follow us: